

Learn At Home with iPad



How to use this workbook.

Keep an eye out for examples of what the completed activity looks like.

Use the resources to learn the skills needed to complete the activity.

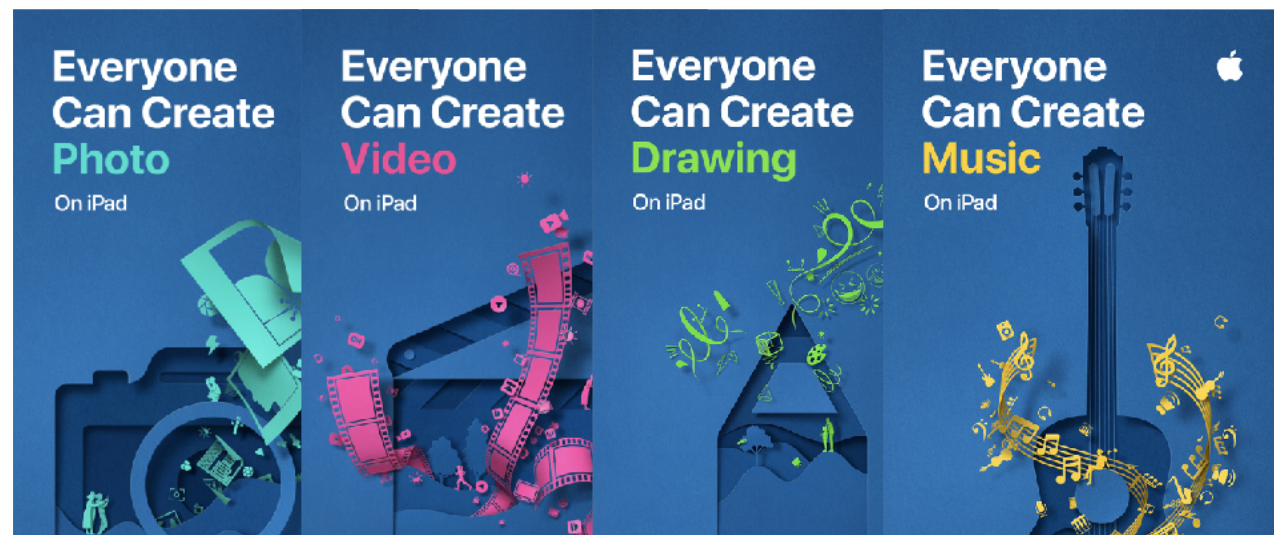


Tools for Learning



This book is designed to support you as you learn Maths, Science, English and Humanities at home. Use this book alongside your schoolwork to support you in understanding, developing and sharing your knowledge. Consider how what you are learning with your teacher can be expressed using the activities in this resource.

Before you begin, download the following apps and books on your iPad.




Download the guides.



Garageband




Keynote



Clips




Sketches



Visual Thinking



Sketch-noting supports the idea of listening to information and translating in a way that makes sense to you. You can combine both text and graphics to visualise what you have learned.



Credit: Daniel Budd

Use Sketches School to capture, process and share ideas on your learning in a subject.

Supporting Resources



Read

[Everyone Can Create: Draw - Doodle Art pg 11.](#)

[So You Want to Sketchnote?](#)



Discover

Search: 'SketchNoting'

Visual Thinking



Add your work here.

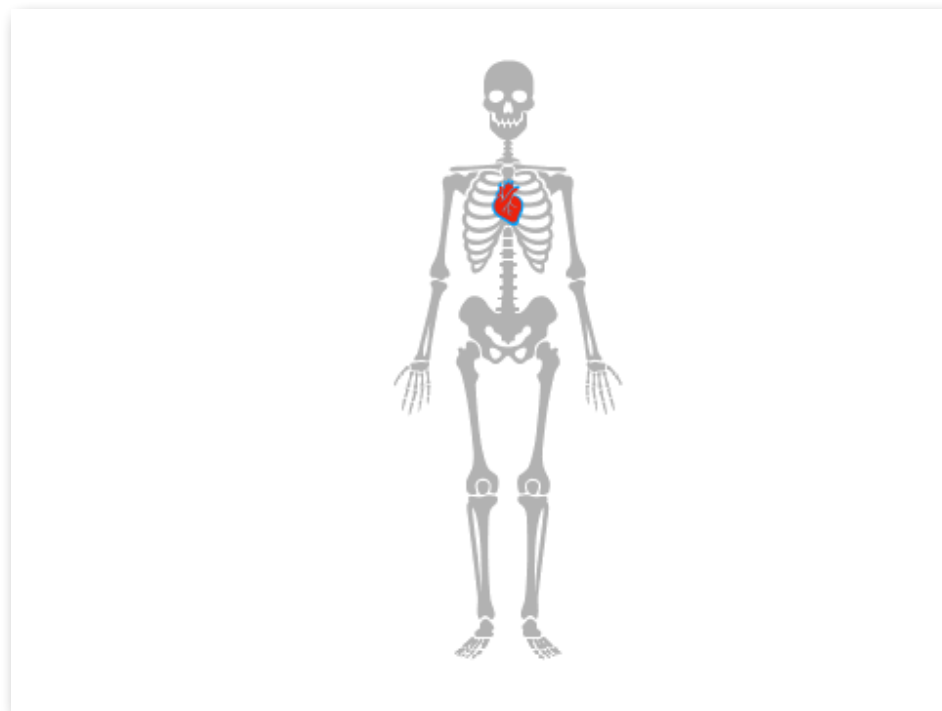


Create and Animate



Animation brings concepts and processes to life. It can support the building up of a narrative, the break-down of a complex topic and engage audiences in your thinking.

Use Keynote to explore ways in which to animate the concepts you're learning about.



Credit: Paul Hamilton

Once you've completed your animation, you can export as a Movie or Animated GIF.

Supporting Resources



Read

[Everyone Can Create: Video, Animatics pg 21](#)

[Everyone Can Create: Draw, Not so Still Life pg 49](#)

[How to Animate Shapes in Keynote](#)

Take it further: [Keynote Animation Project](#)

Create and Animate



Add your work here.



Document through photos



By capturing photos, you can document, explain and share all kinds of events, stories or even produce a tutorial. Choose a topic that you're learning about and create a series of photos that help support your learning of this topic or subject.

Using the Photos app - you can create a memory movie or use keynote to design a gallery of images to support a sequence of photos.

Supporting Resources



Read

Everyone Can Create: Photo, Photojournalism pg 42



Watch

Think about how you might create a narrative with Photos: Shot on iPhone

Document through photos



Add your work here.

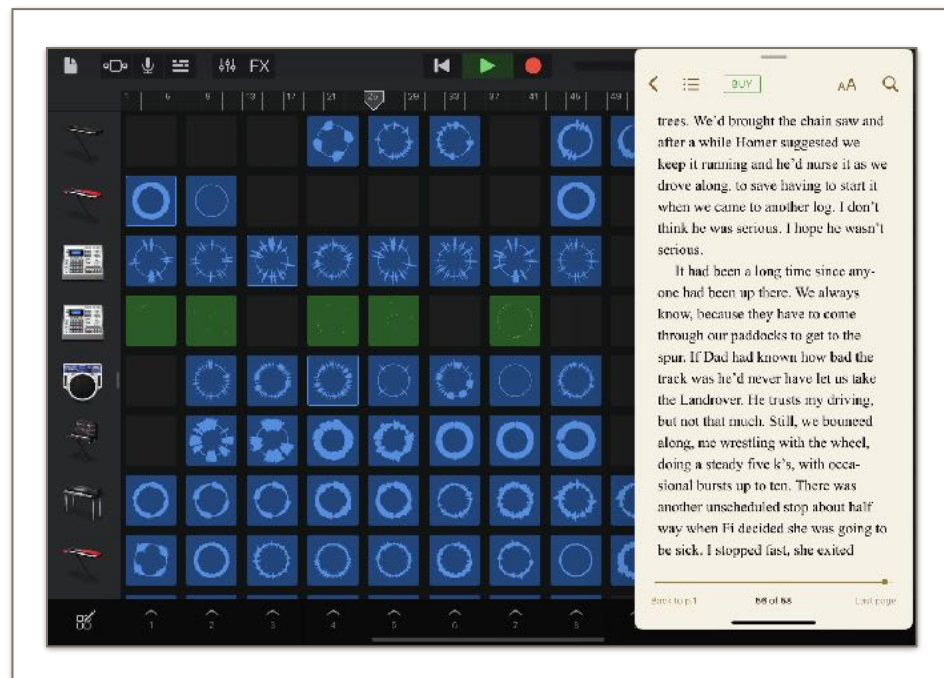


Compose a Soundtrack



When you watch movies, the music gives you hints around the way the audience should feel about a particular character, scene or moment. At times, this is much harder to interpret when reading a book.

Choose a significant moment from the book you are reading and compose a soundtrack that represents the mood and tone of the moment. Play with different live loops and instruments to see how music can change the interpretation of what you are reading.



Supporting Resources



Read

Everyone Can Create: Music,
Live Loops pg 1
Song Construction pg 13



Listen


Listen to a *sample* from John Marsden's "Tomorrow when the War Began" audiobook.
Note how music amplifies the story and the characters.

Compose a Soundtrack



Add a picture of the title of your book here.

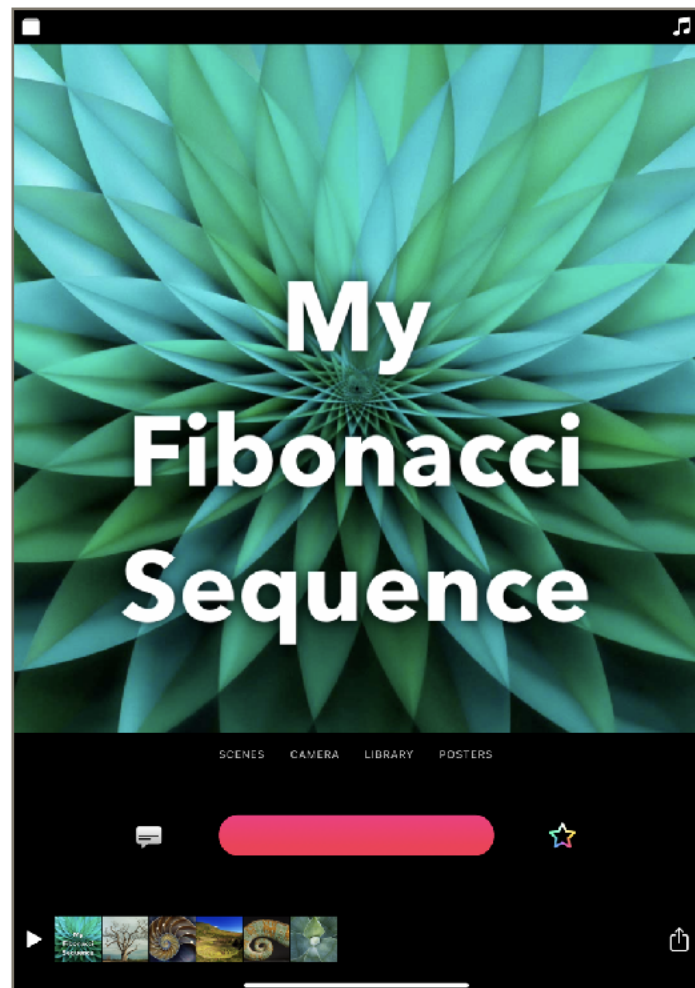
Add your composition here.



Create a Clip



Many people believe that they can learn anything online. There has been a significant rise in people creating their own videos in podcasts and other services to teach and learn from one another. This is a great way for anyone to express themselves while learning to be creative in the process. Create a clip to teach a friend around a concept or topic that you're learning about.



Supporting Resources



Read

Everyone Can Create: Video,
Your First Movie pg 1
Tutorials pg 46



Discover

Search: 'HowTo'

Create a Clip



Add your work here.

