

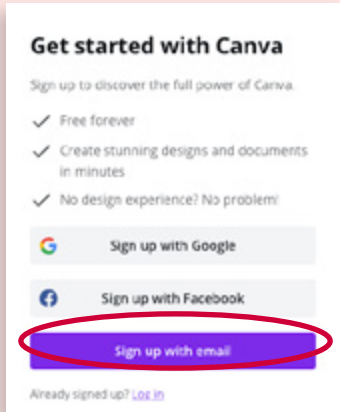
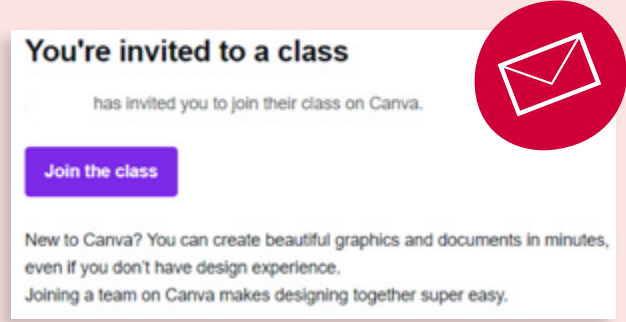


Accessing Canva for Education

For Students

1 Locate your invitation

Your teacher will have sent you an invitation or a link via email or in Google Classroom or Microsoft Teams. Locate it and click to join!

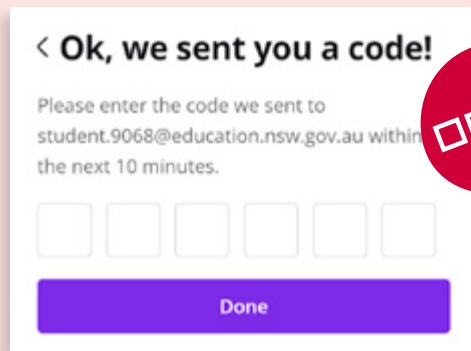


@ 2 Sign up via email

You should sign up using your email, you will also need to enter your name and a password.

3 Locate your passcode

After entering your details you will be sent an email to confirm your account. Make sure you check your junk email.



Create a design

4 Start editing

Now you should be able to access Canva, click 'Create a Design' to get started! Take a peek at the templates for some inspiration.

Send to Teacher

5 Submit your work

Once you have completed you may wish to submit your work to your teacher. Click 'Send to Teacher' to submit your work.