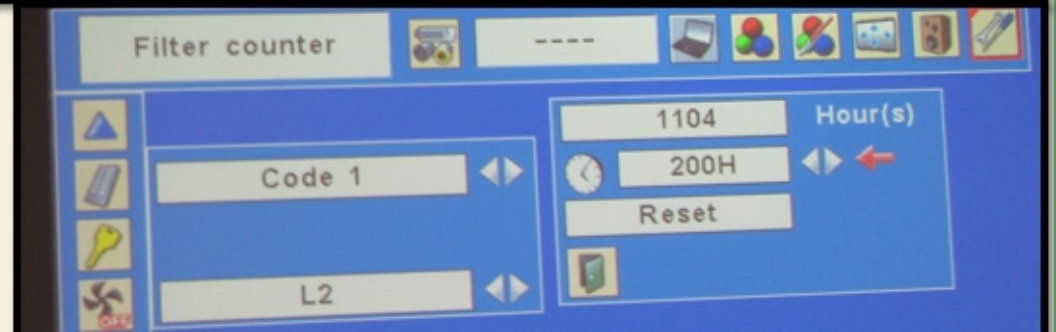



# FORTNIGHTLY FILTER CLEANING

SCHOOLS ARE REQUIRED TO CLEAN THE FILTER FOR SANYO XE50  
**FAILURE TO CLEAN THESE DEVICES CAN CAUSE OVERHEATING AND  
WILL DAMAGE THE PROJECTOR AND GLOBE OVER TIME**



REMEMBER TO ALSO RESET  
THE **FILTER COUNTER**





## THERMAL SWITCH

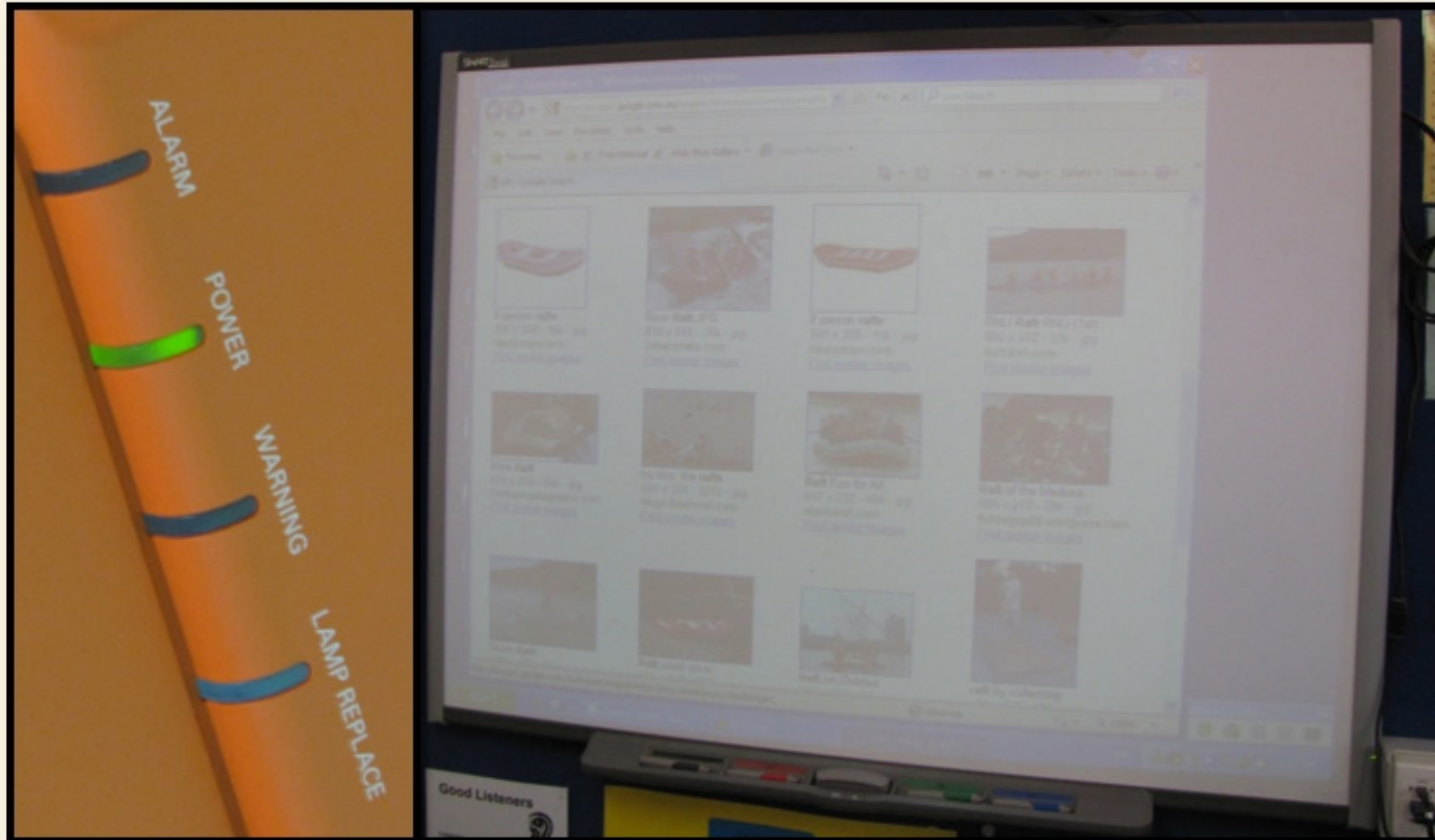
If a projector has no lights, but the power point is switched on, and confirmed to be working, the projector's *thermal switch* may have been triggered.

**This can happen due to:**

- **Overheating**
- **Dying Globe**
- **Filter/Globe Counters have not been reset**
- **Power Surge/Blackout**
- **Internal hardware issue**

# REPLACE THE GLOBE IF...

- Lamp Replace light is lit up.
- Dull/washed out projector image.
- Lamp Counter Warning appears on projector start up.
- Projector is automatically shutting itself down after user switches it on.
- Image not projecting when projector is switched on.
- Thermal switch is triggered at an increased rate.



## EXTENDING PROJECTOR LIFE

- Turn off your projector when not in use
- Ensure projector and filters are regularly cleaned and counters reset
- Enable Auto-Shutdown feature on projectors
- Ensure advanced mode/increased brightness is switched OFF in lamp control
- Replace globe when symptoms appear

**ULTIMATELY – DON'T WASTE MONEY ON REPAIRING AN 8 - 10 YEAR OLD PROJECTOR!**