

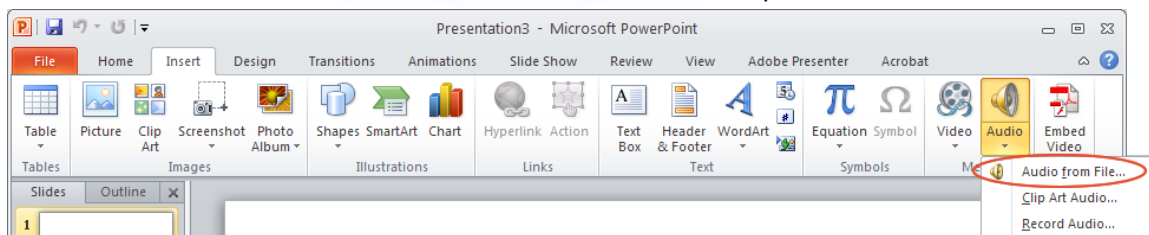



## JOAN ROSS *Funny face I love you*

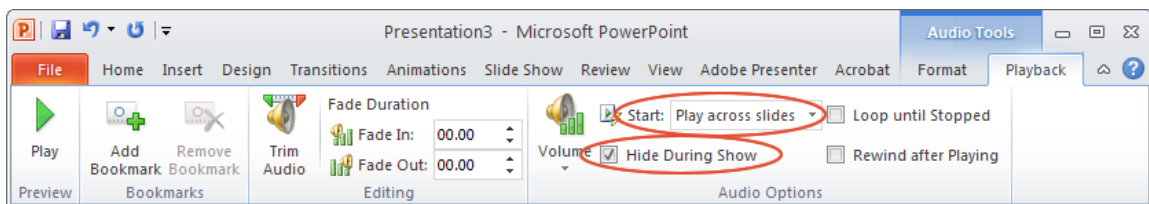
### Step-by-step guide for adding your soundscape to the slideshow

Follow these instructions to add the soundscape to the slideshow:

1. Go to the first slide of your slideshow.
2. Click the **Insert** tab and select **Audio from file** from the **Audio** options.



3. In the **Insert Audio** dialogue box, locate your soundscape file and click to select it.
4. Click **Insert** (or choose **Insert** from the drop-down menu).
5. Select the sound icon (  ) that appears on the slide.
6. Click on the **Playback** tab and do the following:
  - a. Display the drop-down options beside **Start** and select **Play across slides**
  - b. Check the **Hide During Show** box.



7. Save your PowerPoint file.
8. Play your slideshow — your soundscape automatically plays with it.